



You are coming to visit West Midlands Police Museum at the Lock-Up. This is some of what you will see and hear.



The Entrance

There is a big door and two steps up to the museum entrance.

The road is quite busy, be careful and listen to your grown ups.




The Introductory Area

The floor here is wooden, but there are some glass panels that look down.

There is a special piece of art that makes the room look bigger, but it is only a drawing.

There are metal gates, but they are open, so no one can get trapped.



The Charge Desk

The desk is very high and someone is always working here. Our volunteers all wear these light blue t-shirts, so you can find them easily.

Next to the desk is a really big lamp.



The Building


There are three floors and you can see all the way from the basement to the roof.

It can get quite loud because there are no ceilings to stop the noise.



The Floor

The walkways are metal with holes. They can be a bit odd to walk on and they make a lot of noise if people stamp around.



The Police Officers

There are some models and cardboard cut-outs of police officers around the museum. They can be a bit scary if you don't know they are there, but they are nothing to worry about.



The Soundscapes

There are three buttons like this with a picture of Lock-Up Mouse.

If someone presses them they make a noise.

The noises are Cookie, the lock-up cat; lots of prisoners shouting and banging and a police officer walking and jangling keys.



The Cells

There are lots of cells at the lock-up.

They are quite small.

Some have information or other things inside.

The doors cannot be locked, so no one can be trapped. If you don't like how small they are, you do not have to go inside.



Tommy Tank

You can hear a man shouting and telling stories from one of the cells.

His name is Tommy.

This is a film, there is not really a person inside.



The Top Floor

Here there is a long room that tells you all about the history of our police force.



The Exhibits


We have a big blue police box and there are some police motorbikes on the top floor as well.



The Basement

Here, there is a big space where schools can do lessons and eat a packed lunch.

Be careful, the floor slopes a bit, into the middle.



The Horse

This is our huge horse! He is as big as a real horse.

We call him Charlie.

He cannot move, he is just a model.



The Forensics Area

Here we have a big science area with puzzles to solve.



The Shop and Exit

Before you leave, you might be able to go to the shop.

We hope you enjoy your visit.





You are coming to visit West Midlands Police Museum at the Lock-Up. This is some of what you will see and hear.



The Entrance

There is a big door and two steps up to the museum entrance.

The road is quite busy, be careful and listen to your grown ups.

The Introductory Area

The floor here is wooden, but there are some glass panels that look down.

There is a special piece of art that makes the room look bigger, but it is only a drawing.

There are metal gates, but they are open, so no one can get trapped.

The Charge Desk



The desk is very high and someone is always working here. Our volunteers all wear these light blue t-shirts, so you can find them easily.

Next to the desk is a really big lamp.

The Building

There are three floors and you can see all the way from the basement to the roof.

It can get quite loud because there are no ceilings to stop the noise.



The Floor

The walkways are metal with holes. They can be a bit odd to walk on and they make a lot of noise if people stamp around.

The Police Officers

There are some models and cardboard cut-outs of police officers around the museum. They can be a bit scary if you don't know they are there, but they are nothing to worry about.

The Soundscapes

There are three buttons like this with a picture of Lock-Up Mouse.

If someone presses them they make a noise.

The noises are Cookie, the lock-up cat; lots of prisoners shouting and banging and a police officer walking and jangling keys.

The Cells



There are lots of cells at the lock-up.

They are quite small.

Some have information or other things inside.

The doors cannot be locked, so no one can be trapped.

If you don't like how small they are, you do not have to go inside.





Tommy Tank

You can hear a man shouting and telling stories from one of the cells.

His name is Tommy.

This is a film, there is not really a person inside.



The Top Floor

Here there is a long room that tells you all about the history of our police force.



The Exhibits


We have a big blue police box and there are some police motorbikes on the top floor as well.



The Basement

Here, there is a big space where schools can do lessons and eat a packed lunch.

Be careful, the floor slopes a bit, into the middle.



The Horse

This is our huge horse! He is as big as a real horse.


We call him Charlie.

He cannot move, he is just a model.



The Forensics Area

Here we have a big science area with puzzles to solve.



The Shop and Exit

Before you leave, you might be able to go to the shop.



We hope you enjoy your visit.

